

# CSP Youth Infographics



STATE OF  
**NEBRASKA**  
JUDICIAL BRANCH

Juvenile Probation  
Services Division

March 9, 2026

## Introduction:

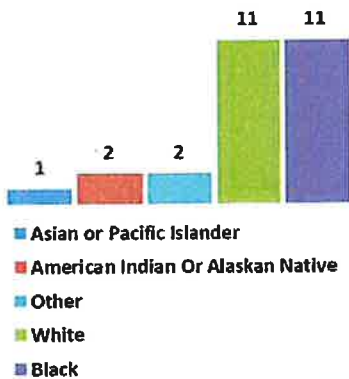
This data report details statistics regarding the new specialized probation supervision, Comprehensive Supervision Probation (CSP). This new supervision was created by LB530 with an effective date of September 3, 2025. CSP youth are designated by the court if there is a determination the youth is unlikely to respond effectively to a graduated response sanction.

Statute requires CSP youth to receive prioritized services and coordination with the Department of Health and Human Services if dually-involved in both probation and child welfare systems. Youth placed on CSP may receive one sanction for a technical violation. All additional responses, including all law violations are required for submission of an alleged probation violation. Probation supervision for this population is intensive and focused on risk, need, and responsivity factors. This includes frequent contacts from the probation officer both at home and in the community, as well as intensive skill building, including cognitive behavioral groups.

**Total Youth Court Cases:** 37  
**Total Individual CSP Youth:** 27  
 2 of these youth are dual-system involved

**Gender**  
 78% Male  
 22% Female

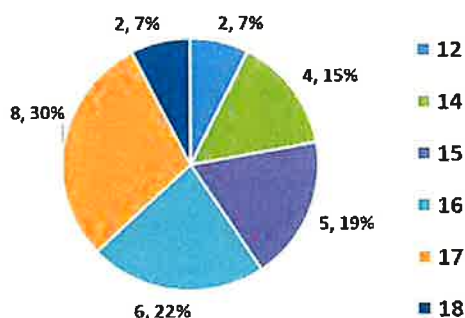
Race of Individual CSP Youth



Ethnicity of Individual CSP Youth



Age of Individual CSP Youth



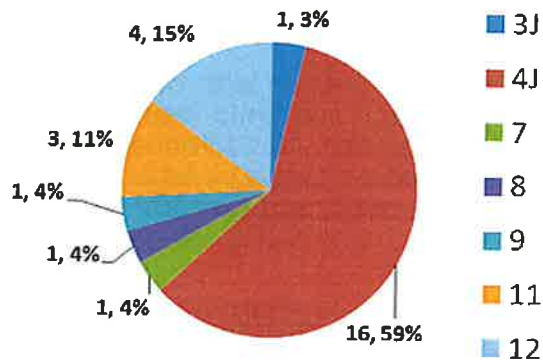
Total Adjudicated CSP Youth Court Cases



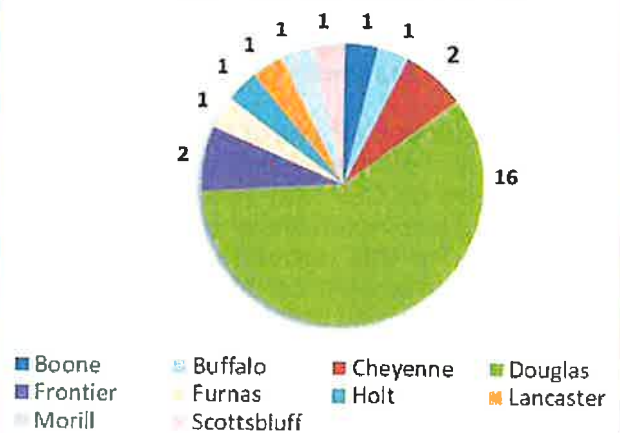
# CSP Youth Infographics

Administrative Office of the Courts & Probation  
 Juvenile Probation Services  
 521 South 14<sup>th</sup> Street, Suite 500  
 Lincoln, Nebraska 68508  
 402.471.4816

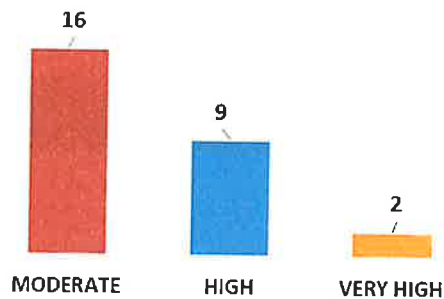
### Districts with Individual CSP Youth



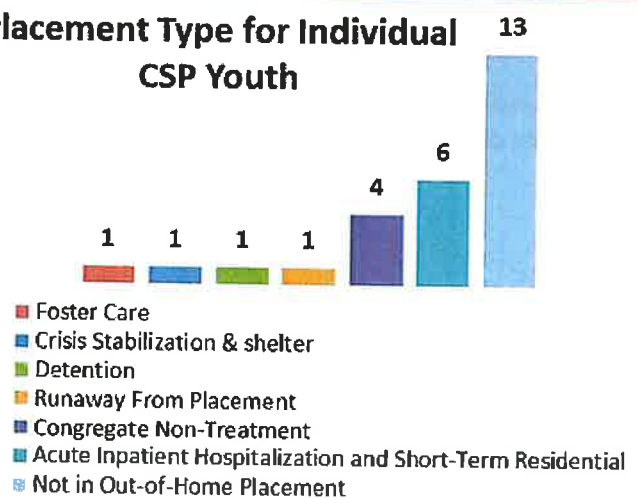
### Counties of the Individual CSP Youth



### Youth Level of Service/Case Management Inventory (YLS/CMI) 2.0 for Individual CSP Youth



### Placement Type for Individual CSP Youth



Percent of CSP Youth in Out-of-Home Placement

**52%**

Percent of CSP Youth Sanctioned

**37%**



**Current Population**

\*population includes pre-disposition.  
(April 1, 2026)



Male: 1,723  
Delinquent: 1,475  
Status: 248

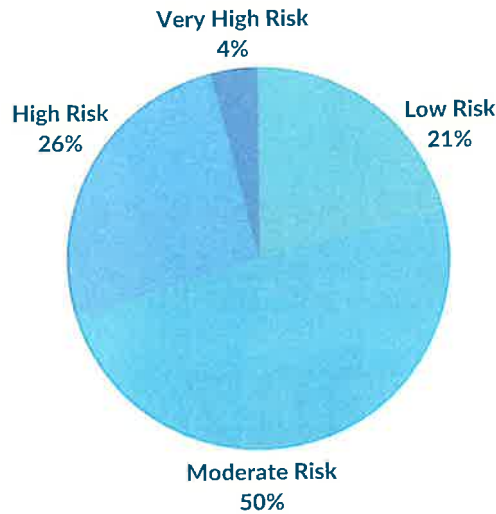


Female: 821  
Delinquent: 563  
Status: 258

**2,544**

**Current Population**

\*population includes pre-disposition.  
(April 1, 2026)



Ethnicity	# of Juveniles
Hispanic Origin	706
Not of Hispanic Origin	1,838
<b>Total</b>	<b>2,544</b>

Ethnicity	Percentage
White	57%
Black	22%
American Indian or Alaskan Native	6%
Asian or Pacific Islander	2%
Other	13%

**\$35.21 / day**

FY24 Average Supervision Cost

**1**

Maintain detention for only those youth who pose a significant risk to the community or risk to flee the jurisdiction of the court.

**53%**

of youth, who were detained, met the criteria on the detention screening instrument.

**Detention Screenings Conducted**



**346**



of youth screened were released home or to an alternative.

**2**

A higher percentage of youth will be involved in pro-social activities including school and employment.



**73%**

of youth that were discharged in the last 3 months reduced their risk in the education and employment domain. The discharged youth were initially placed on probation with a high YLS/CMI score for education and employment and have reduced their risk related to those key areas by the end of the probation term.



**3**

An increase in status youth who are diverted from the juvenile justice system or who receive a decreased term of probation supervision.

Status youth spend 32% less time on probation than delinquent youth.

**32%**

**13.8**

Months



**10**

Months



71%

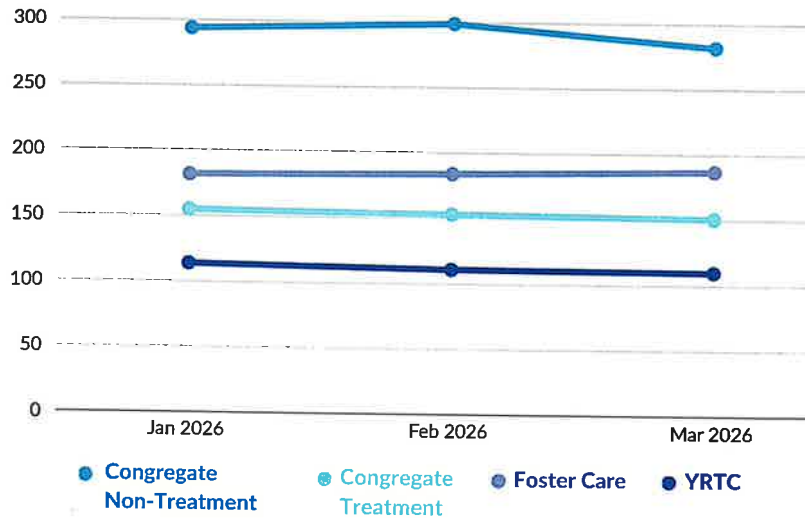
of youth are supervised while at home. The remaining 29% are supervised in out-of-home placements, on Mar 31, 2026.

**In the last 3 months**

931 youth have accessed funds for **Community-Based Non-Treatment** services

433 youth have accessed funds for **Community-Based Treatment** services.

**Out-of-Home Placements**



**Investigations Ordered**

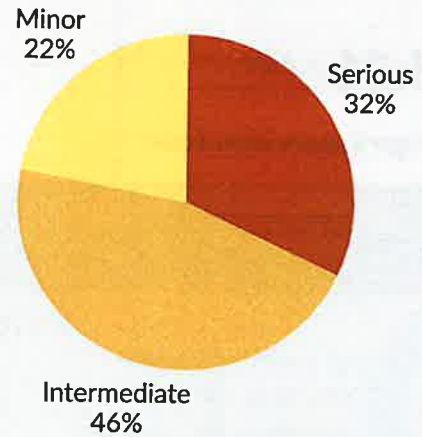


686

3,387

GRADUATED  
RESPONSE  
INCENTIVES

**Graduated Response Sanctions**



**Drug Tests Collected**



6,704



57%

of all youth released from Probation saw a **decrease** in the overall risk score.

77%

of youth were **successfully** released from Probation.

**Statewide Recidivism Rate**

of youth that were successfully discharged from Probation, were found responsible for a subsequent qualifying adjudication within one year of their release. This current recidivism rate is reported as of Mar 31, 2026.



**Recidivism by Risk Level**

As predicted by the validated risk assessment tool, Youth Level of Risk/Case Management Inventory (YLS/CMI), the total population low risk youth who discharged successfully between Mar 31, 2024 and Mar 31, 2024 recidivated at a lower rate than the total population of moderate or high risk youth.

